

Date: Contact:
 Merchant: Branch:
 Phone No: Email:
 Order No: Quantity:
 Contract No:

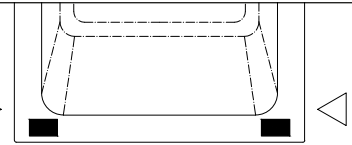
Please consult your brochure on options available for each product

IMPORTANT - SPA BATHS

On the drawing of the bath you are ordering, **you must select:**

- ONE** Pump Position, **and**
- ONE** Control Panel Position

Pump Access Position



C



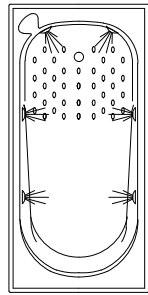
Control Panel Position

PACIFIC

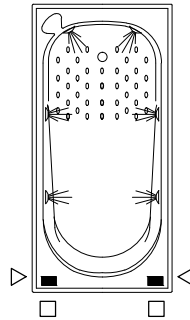
- 1525x740
- 1655x740

- Framed Bath
- Tiling under front edge

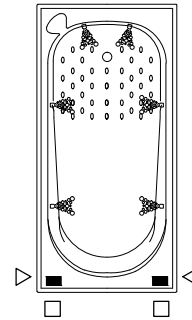
Bath Only



Standard
6 Spa jets



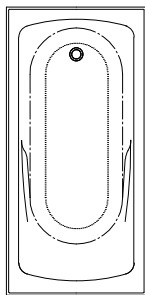
Whisper
6 Whisper jets



MATISSE 1525x740

- Framed Bath
- Tiling under front edge

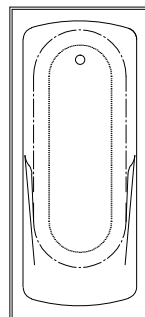
Bath Only



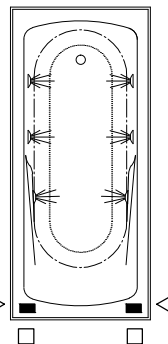
MATISSE 1655x740

- Framed Bath
- Tiling under front edge

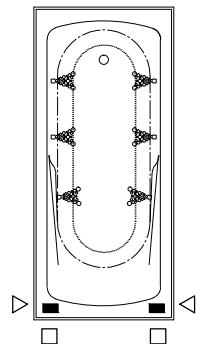
Bath Only



Standard
6 Spa jets



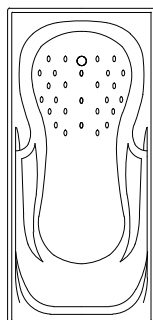
Whisper
6 Whisper jets



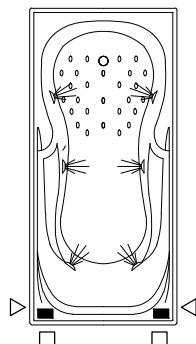
GAUGUIN 1675x780

- Framed Bath
- Tiling under front edge

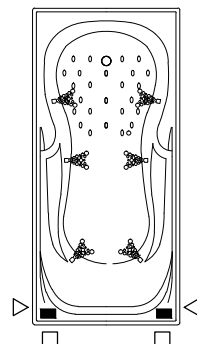
Bath Only



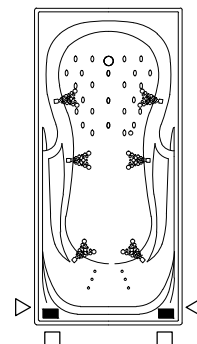
Standard
6 Spa jets



Whisper
6 Whisper jets



Whisper/Mini Jet
6 Whisper, 6 Mini



Hydrotherapy
6 Spa, 6 Mini

